

ENGRD VALVES ORDER: - ITEM: -  
 SHEET - OF -  
 FIGURE NO.: -  
 CUSTOMER: -  
 CUSTOMER P.O.: -  
 ISSUED BY: - CERTIFIED BY: -

| THIRD ANGLE PROJECTION |      | DATE     | BY  |
|------------------------|------|----------|-----|
|                        | DWN  | 01-22-02 | BLM |
|                        | CHKD | 01-22-02 | STD |
|                        | APVD | 01-22-02 | STD |

VALVE ASSEMBLY  
 WEIR 00.50 THRU 02.00  
 #12 REVERSE ACTUATOR  
 WITH FLANGED ENDS  
 RUBBER LINED

**ITT Industries**  
 Engineered Valves  
 Lancaster, PA USA

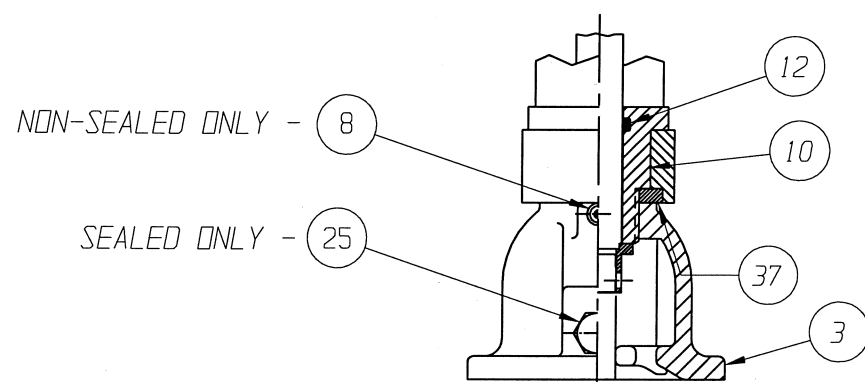
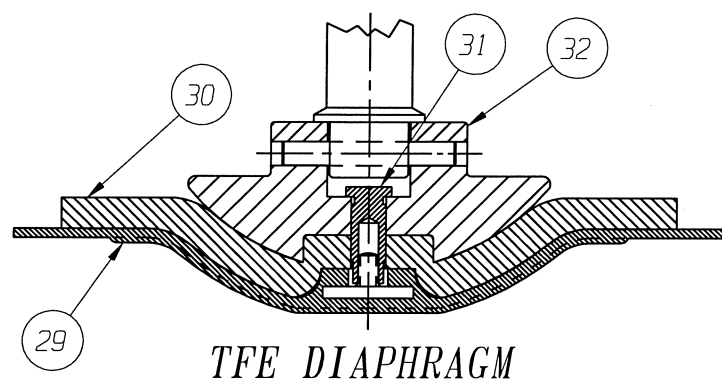
|    |   |              |       |
|----|---|--------------|-------|
| CS | D | 004195       | REV B |
|    |   | SHEET 1 OF 2 |       |

ECN# 6601

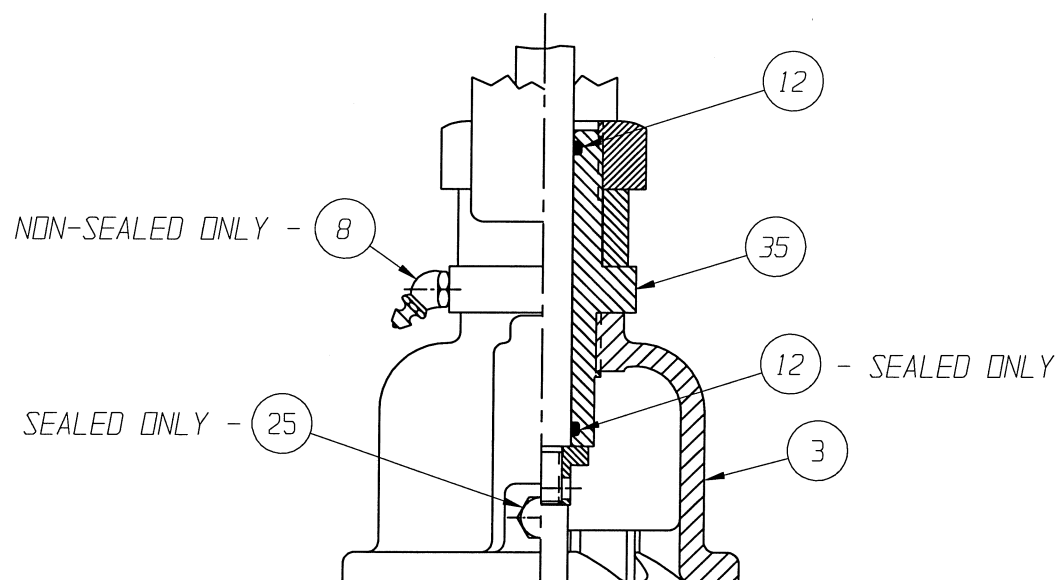
UNLESS OTHERWISE SPECIFIED,  
 ALL DIMENSIONS ARE IN INCHES

| VALVE SIZE | 'A'              | 'B'             | 'C'             | 'D' DIA         | 'E' DIA        | 'F' DIA         | 'G'              | 'H'              | 'J'              | 'K'              | O-RING |
|------------|------------------|-----------------|-----------------|-----------------|----------------|-----------------|------------------|------------------|------------------|------------------|--------|
| 00.50      | 7.35<br>(186.7)  | 3.66<br>(92.9)  | 4.25<br>(108.0) | 3.50<br>(88.9)  | 0.62<br>(15.7) | 2.38<br>(60.4)  | 15.39<br>(390.9) | 11.70<br>(297.2) | 7.54<br>(191.5)  | 15.58<br>(395.7) | #112   |
| 00.75      | 8.06<br>(204.7)  | 4.37<br>(110.9) | 5.75<br>(146.0) | 3.88<br>(98.5)  | 0.62<br>(15.7) | 2.75<br>(69.8)  | 16.09<br>(408.7) | 12.40<br>(315.0) | 8.25<br>(209.5)  | 16.28<br>(413.5) |        |
| 01.00      | 8.42<br>(213.9)  | 4.73<br>(120.1) | 5.75<br>(146.0) | 4.25<br>(107.9) | 0.62<br>(15.7) | 3.12<br>(79.2)  | 16.45<br>(417.8) | 12.76<br>(324.1) | 8.61<br>(218.7)  | 16.64<br>(422.6) |        |
| 01.25      | 9.71<br>(246.6)  | 6.02<br>(152.9) | 6.75<br>(171.4) | 5.00<br>(127.0) | 0.62<br>(15.7) | 3.50<br>(88.9)  | 17.74<br>(450.6) | 14.05<br>(356.9) | 9.90<br>(251.5)  | 17.93<br>(455.4) | #114   |
| 01.50      |                  |                 |                 |                 |                | 3.88<br>(98.5)  |                  |                  |                  |                  |        |
| 02.00      | 10.20<br>(259.1) | 6.51<br>(165.3) | 7.75<br>(196.8) | 6.00<br>(152.4) | 0.75<br>(19.0) | 4.75<br>(120.6) | 18.23<br>(463.0) | 14.54<br>(369.3) | 10.39<br>(263.9) | 18.42<br>(467.9) |        |

DIMENSIONS SHOWN IN ( ) PARENTHESES ARE MILLIMETERS.



00.50 THRU 01.00  
STEEL BONNET  
YOKE MOUNTED



01.25 - 02.00  
STEEL BONNET  
YOKE MOUNTED

| LIST OF PARTS |                                    |                            |      |
|---------------|------------------------------------|----------------------------|------|
| ITEM          | DESCRIPTION                        | MATERIAL                   | QTY. |
| 1             | BODY, FLANGED RUBBER LINED         | -                          | 1    |
| * 2           | DIAPHRAGM, ELASTOMER               | -                          | 1    |
| 3             | BONNET, ADAPTER                    | -                          | 1    |
| 4             | HEX, CAP SCREWS OR STUDS           | -                          | 4    |
| 5             | NUTS                               | -                          | 4    |
| 6             | COMPRESSOR, F/ ELASTOMER DIAPHRAGM | ZINC B-86                  | 1    |
| 7             | PIN, SPIROL                        | STN. STL. TYPE 302         | 1    |
| 8             | FITTING, LUBE                      | -                          | 1    |
| 9             | SPINDLE, VALVE                     | STN. STL. A-582, TYPE 303  | 1    |
| 10            | BUSHING, ADAPTER                   | -                          | 1    |
| 11            | NUT, HEAVY HEX. JAM                | CAR. STL.                  | 1    |
| * 12          | O-RING 'SEE CHART'                 | BUNA-N                     | AR   |
| 13            | COVER, LOWER                       | ALUMINUM                   | 1    |
| * 14          | DIAPHRAGM, AIR MOTOR               | BUNA-N                     | 1    |
| 15            | COVER, UPPER                       | ALUMINUM                   | 1    |
| 16            | PLATE, ACTUATOR                    | ALUMINUM B-85, SC84A       | 2    |
| 17            | NUT, HEX.                          | CAR. STL.                  | 1    |
| 18            | SCREW, HEX HD. CAP                 | CAR. STL.                  | 12   |
| 19            | NUT, HEX                           | CAR. STL.                  | 12   |
| 20            | SPINDLE, VALVE YOKE                | STN. STL. A-582, TYPE 303  | 1    |
| 21            | YOKE                               | D.I. A-395, GR. 60-40-18   | 1    |
| 22            | COUPLING, HALF                     | STN. STL. A-351, GR. CF8   | 2    |
| 23            | SCREW, HEX HD. CAP                 | CAR. STL.                  | 2    |
| 24            | NUT, HEX                           | CAR. STL.                  | 2    |
| 25            | PLUG, VENT                         | STN. STL. TYPE 304         | 1    |
| 26            | SPINDLE, ACTUATOR                  | STN. STL. A-582, TYPE 302  | 1    |
| 27            | PLATE, IDENTIFICATION              | STN. STL. A-240, TYPE 304  | 1    |
| 28            | SCREW, DRIVE TYPE U                | CAR. STL. SAE GR. 2        | 4    |
| * 29          | DIAPHRAGM, PTFE                    | R2                         | 1    |
| * 30          | CUSHION, BACKING                   | ELASTOMER                  | 1    |
| 31            | NUT, TUBE                          | BRASS B-16, C36000 H02     | 1    |
| 32            | COMPRESSOR, F/ PLASTIC DIAPHRAGM   | ZINC B-86                  | 1    |
| 33            | SPRING #88                         | STEEL                      | 1    |
| 34            | SPRING #89                         | STEEL                      | 1    |
| 35            | BUSHING, ADAPTER                   | CAR. STL. A-108, GR. 12L14 | 1    |
| Δ 36          | SPACER                             | CAR. STL.                  | 1    |
| ▲ 37          | SPACER, YOKE                       | BRASS                      | 1    |
| 38            | RING, RETAINING                    | STEEL                      | 1    |
| 39            | ROD, INDICATING                    | STN. STL. 18-8             | 1    |
| 40            | SPRING, #99                        | STEEL                      | 1    |
| 41            | CAP                                | PLASTIC                    | 1    |
| 42            | WASHER, SPRINGLOCK                 | CAR. STL.                  | 2    |
| 43            | WASHER                             | NYLON                      | 1    |

\* RECOMMENDED SPARE PARTS

NOTE:

- Δ 1. FOR USE WITH 01.25 THRU 02.00 VALVE ASSEMBLIES, ALSO VALVE TRAVEL WILL BE RESTRICTED TO 0.62.
- ▲ 2. USED ONLY WITH 00.50" STN. STL. BONNET.

ENGRD VALVES ORDER: - ITEM: -  
 SHEET - OF -  
 FIGURE NO.: -  
 CUSTOMER: -  
 CUSTOMER P.O.: -  
 ISSUED BY: \_\_\_\_\_ CERTIFIED BY: \_\_\_\_\_

| THIRD ANGLE PROJECTION | DATE          | BY  |
|------------------------|---------------|-----|
|                        | DWN 01-22-02  | BLM |
|                        | CHKD 01-22-02 | STD |
|                        | APVD 01-22-02 | STD |

ECN# 6601

UNLESS OTHERWISE SPECIFIED,  
ALL DIMENSIONS ARE IN INCHES

VALVE ASSEMBLY  
WEIR 00.50 THRU 02.00  
#12 REVERSE ACTUATOR  
WITH FLANGED ENDS  
RUBBER LINED

**ITT Industries**  
 Engineered Valves  
 Lancaster, PA USA

CS D 004195  
 SHEET 2 OF 2

REV B