

ENGRD VALVES ORDER: - ITEM: -  
SHEET - OF -  
FIGURE NO.: -  
CUSTOMER: -  
CUSTOMER P.O.: -  
ISSUED BY: - CERTIFIED BY: -

THIRD ANGLE PROJECTION		DATE	BY
	DWN	02-15-02	BLM
	CHKD	02-15-02	STD
	APVD	02-15-02	STD

VALVE ASSEMBLY  
WEIR 00.50 THRU 02.00  
#12 REVERSE ACTUATOR  
WITH FLANGED ENDS  
GLASS LINED

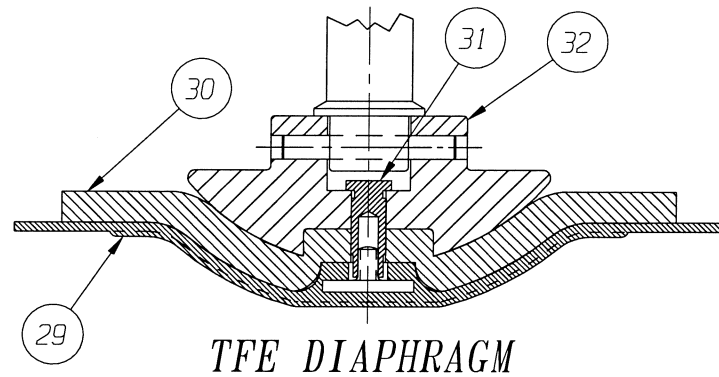
<b>ITT Industries</b> Engineered Valves Lancaster, PA USA		004196 SHEET 1 OF 2	REV B
CS	D		

ECN# 6601

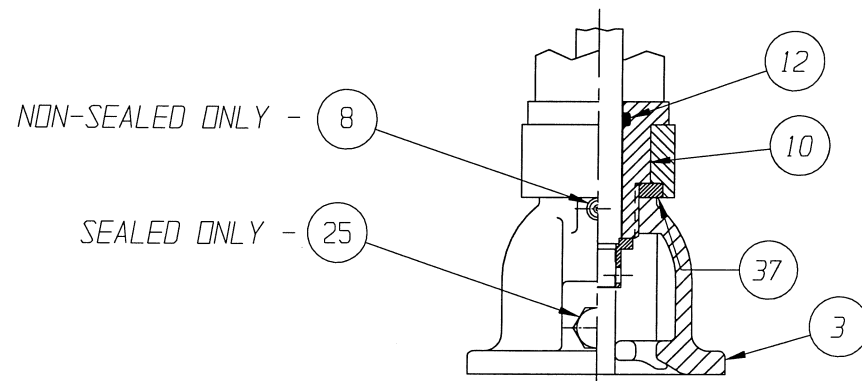
UNLESS OTHERWISE SPECIFIED,  
ALL DIMENSIONS ARE IN INCHES

VALVE SIZE	'A'	'B'	'C'	'D' DIA	'E' DIA	'F' DIA	'G'	'H'	'J'	'K'	O-RING
00.50	7.27 (184.6)	3.58 (90.9)	4.12 (104.6)	3.50 (88.9)	0.62 (15.7)	2.38 (60.4)	15.31 (388.9)	11.62 (295.1)	7.46 (189.5)	15.50 (393.7)	#112
00.75	7.98 (202.7)	4.29 (108.9)	5.62 (142.7)	3.88 (98.5)	0.62 (15.7)	2.75 (69.8)	16.01 (406.6)	12.32 (312.9)	8.17 (207.5)	16.20 (411.5)	
01.00	8.34 (211.9)	4.65 (118.1)	5.62 (142.7)	4.25 (107.9)	0.62 (15.7)	3.12 (79.2)	16.37 (415.8)	12.68 (322.1)	8.53 (216.7)	16.56 (420.6)	
01.25	9.63 (244.6)	5.94 (150.9)	6.62 (168.1)	5.00 (127.0)	0.62 (15.7)	3.50 (88.9)	17.66 (448.6)	13.97 (354.8)	9.82 (249.4)	17.85 (453.4)	#114
01.50						3.88 (98.5)					
02.00	10.12 (257.0)	6.43 (163.3)	7.62 (192.5)	6.00 (152.4)	0.75 (19.0)	4.75 (120.6)	18.15 (461.0)	14.46 (367.3)	10.31 (261.9)	18.34 (465.8)	

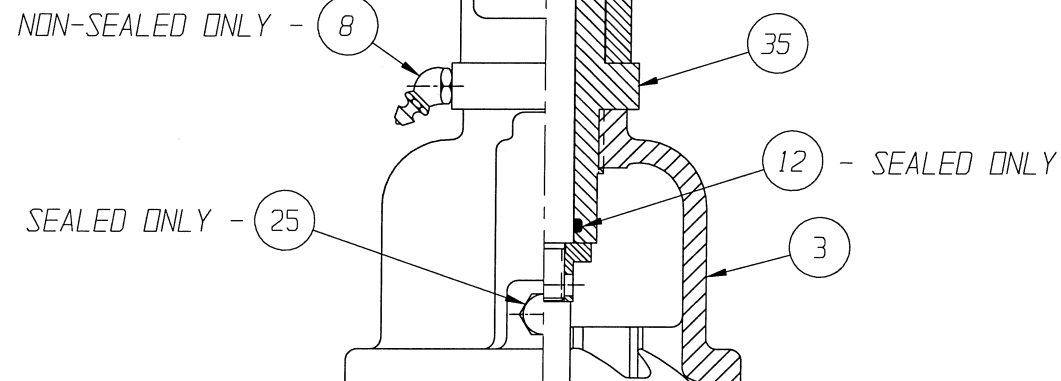
DIMENSIONS SHOWN IN ( ) PARENTHESES ARE MILLIMETERS.



TFE DIAPHRAGM



00.50 THRU 01.00  
STEEL BONNET  
YOKE MOUNTED



01.25 - 02.00  
STEEL BONNET  
YOKE MOUNTED

LIST OF PARTS			
ITEM	DESCRIPTION	MATERIAL	QTY.
1	BODY, FLANGED GLASS LINED	-	1
* 2	DIAPHRAGM, ELASTOMER	-	1
3	BONNET, ADAPTER	-	1
4	HEX, CAP SCREWS OR STUDS	-	4
5	NUTS	-	4
6	COMPRESSOR, F/ ELASTOMER DIAPHRAGM	ZINC B-86	1
7	PIN, SPIROL	STN. STL. TYPE 302	1
8	FITTING, LUBE	-	1
9	SPINDLE, VALVE	STN. STL. A-582, TYPE 303	1
10	BUSHING, ADAPTER	-	1
11	NUT, HEAVY HEX. JAM	CAR. STL.	1
* 12	O-RING 'SEE CHART'	BUNA-N	AR
13	COVER, LOWER	ALUMINUM	1
* 14	DIAPHRAGM, AIR MOTOR	BUNA-N	1
15	COVER, UPPER	ALUMINUM	1
16	PLATE, ACTUATOR	ALUMINUM B-85, SC84A	2
17	NUT, HEX.	CAR. STL.	1
18	SCREW, HEX HD. CAP	CAR. STL.	12
19	NUT, HEX	CAR. STL.	12
20	SPINDLE, VALVE YOKE	STN. STL. A-582, TYPE 303	1
21	YOKE	D.I. A-395, GR. 60-40-18	1
22	COUPLING, HALF	STN. STL. A-351, GR. CF8	2
23	SCREW, HEX HD. CAP	CAR. STL.	2
24	NUT, HEX	CAR. STL.	2
25	PLUG, VENT	STN. STL. TYPE 304	1
26	SPINDLE, ACTUATOR	STN. STL. A-582, TYPE 302	1
27	PLATE, IDENTIFICATION	STN. STL. A-240, TYPE 304	1
28	SCREW, DRIVE TYPE U	CAR. STL. SAE GR. 2	4
* 29	DIAPHRAGM, PTFE	R2	1
* 30	CUSHION, BACKING	ELASTOMER	1
31	NUT, TUBE	BRASS B-16, C36000 H02	1
32	COMPRESSOR, F/ PLASTIC DIAPHRAGM	ZINC B-86	1
33	SPRING #88	STEEL	1
34	SPRING #89	STEEL	1
35	BUSHING, ADAPTER	CAR. STL. A-108, GR. 12L14	1
Δ 36	SPACER	CAR. STL.	1
▲ 37	SPACER, YOKE	BRASS	1
38	RING, RETAINING	STEEL	1
39	ROD, INDICATING	STN. STL. 18-8	1
40	SPRING, #99	STEEL	1
41	CAP	PLASTIC	1
42	WASHER, SPRINGLOCK	CAR. STL.	2
43	WASHER	NYLON	1

\* RECOMMENDED SPARE PARTS

NOTE:

- Δ 1. FOR USE WITH 01.25 THRU 02.00 VALVE ASSEMBLIES, ALSO VALVE TRAVEL WILL BE RESTRICTED TO 0.62.
- ▲ 2. USED ONLY WITH 00.50" STN. STL. BONNET.

ENGRD VALVES ORDER: - \_\_\_\_\_ ITEM: - \_\_\_\_\_  
 SHEET - \_\_\_\_\_ OF - \_\_\_\_\_  
 FIGURE NO.: - \_\_\_\_\_  
 CUSTOMER: - \_\_\_\_\_  
 CUSTOMER P.O.: - \_\_\_\_\_  
 ISSUED BY: \_\_\_\_\_ CERTIFIED BY: \_\_\_\_\_

THIRD ANGLE PROJECTION		DATE	BY
	Δ	01-20-02	BLM
	CHKD	01-20-02	STD
	APVD	01-20-02	STD

ECN# 6601

UNLESS OTHERWISE SPECIFIED,  
ALL DIMENSIONS ARE IN INCHES

VALVE ASSEMBLY  
WEIR 00.50 THRU 02.00  
#12 REVERSE ACTUATOR  
WITH FLANGED ENDS  
GLASS LINED

**ITT Industries**  
Engineered Valves  
Lancaster, PA USA

CS	D	004196	REV B
		SHEET 2 OF 2	